

Werk

Titel: Erucarum ortus, alimentum et paradoxa metamorphosis

Autor: Merian, Maria Sibylla

Verlag: Oosterwyk

Ort: Amstelædami

Jahr: 1717

Kollektion: Zoologica

Digitalisiert: Niedersächsische Staats- und Universitätsbibliothek Göttingen

Werk Id: PPN476830389

PURL: <http://resolver.sub.uni-goettingen.de/purl?PPN476830389>

OPAC: <http://opac.sub.uni-goettingen.de/DB=1/PPN?PPN=476830389>

LOG Id: LOG_0157

LOG Titel: L. Martagum

LOG Typ: chapter

Terms and Conditions

The Goettingen State and University Library provides access to digitized documents strictly for noncommercial educational, research and private purposes and makes no warranty with regard to their use for other purposes. Some of our collections are protected by copyright. Publication and/or broadcast in any form (including electronic) requires prior written permission from the Goettingen State- and University Library.

Each copy of any part of this document must contain these Terms and Conditions. With the usage of the library's online system to access or download a digitized document you accept the Terms and Conditions.

Reproductions of material on the web site may not be made for or donated to other repositories, nor may be further reproduced without written permission from the Goettingen State- and University Library.

For reproduction requests and permissions, please contact us. If citing materials, please give proper attribution of the source.

Contact

Niedersächsische Staats- und Universitätsbibliothek Göttingen
Georg-August-Universität Göttingen
Platz der Göttinger Sieben 1
37073 Göttingen
Germany
Email: gdz@sub.uni-goettingen.de

XLVIII. *Chalthæ.*

FLava hæc eruca malorum foliis in mensẽm usque Septembrem enutrita fuit; decimã quintã Junii subsequẽntis anni fuscã prius in aureliã immutata, phalæna facta est. Hujusmodi animalcula, quorum unum viridi folio insidet, pediculis plantarum exilibus tanquam pabulo vescuntur; in principio Junii mutabantur in aurelias, sub finem hujus mensis hujusmodi scarabæi inde prodibant flavi.

Fuscum inferius animalculum in mensẽm usque Junium aquæ immoratur, in quo in terram prorepat, & exposit hujusmodi volitans animalculum, quale folio insidens exhibetur, inde producitur.

XLIX. *Flos mali punici.*

Superiorem erucã malorum foliis enutriti; anno 1699. decimã Septembris albicanti telæ sese intexuit amstelodami, aprili mense subsequẽntis anni cinerea hæc phalæna inde producta fuit. Bicaudata inferior hæc eruca nullã prorsus interpositã morã sese intexuit, ita ut in ejusdem pabuli cognitionem devenire nequiverim; albã sibi texturã paratã in phalænam, qualis in flore cernitur, transfigurata fuit.

L. *Martagum.*

Ejusmodi viridia animalcula neque pabulo determinabili vescuntur, neque statuto tempore reperiuntur, omnibus in herbis omnibus anni temporibus ea est reperire, ubi cunque locorum albicans hujusmodi spuma comparet, ibidem hæcce latitant animalcula; usquequò in salientes, inferiùs unã repræsentatos scarabæolos immutentur.

Subviridis eruca malorum foliis in octobris octavam usque diem enutrita fuit, ubi mutabatur in aureliã, & vigesimã nonã Junii subsequẽntis anni hæcce phalæna prodiit; eruca cum phalæna superiùs exhibetur.


Infirma subviridis erucula grassularia foliis vescitur; ejusdem

dem autem arboris tam fructu quàm flore jam in duabus primis partibus exhibitis, hic illos rursùs in medium producere nolui, eorum loco martagum hoc, florem etiam elegantissimum substituens. Hæ eruculæ tactæ filio mediante subito descendunt; in gradiendo sunt admodum celeres; duodecimâ die Maii sese intexentes intra folia reconditæ fuscas in aurelias immutabantur, vigesimâ quartâ fusci, albicantesque, quorum unus suprà juxtâ suam aureliam exhibetur, papiliones inde prodiverunt.


Observa, quod primam omnium insectorum metamorphosin aurelias sive nymphas, secundum erucarum papiliones, qui diurni sunt seu de die circumvolitant, nocturnos verò, sive noctu circumvolitantes cum mouffeto phalænas vocaverim, secundam denique acarorum & vermium transformationem muscas & apes nuncupaverim. Vale.


F I N I S.




















7












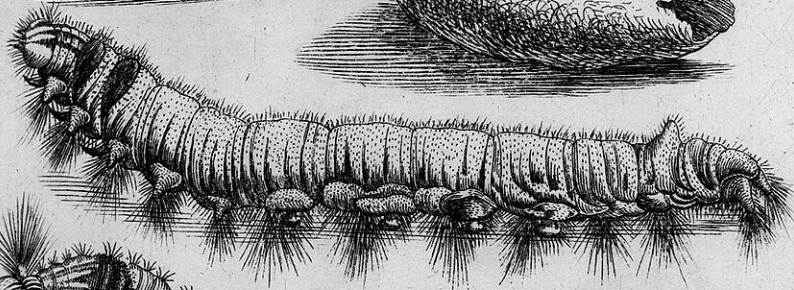


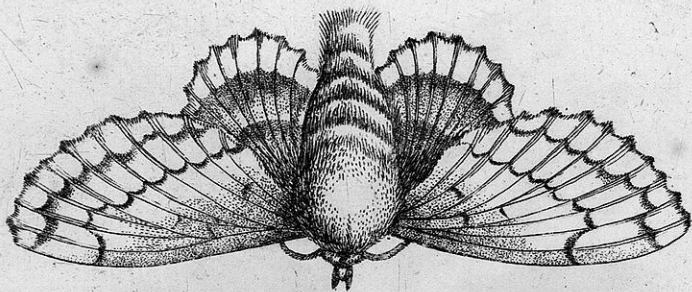















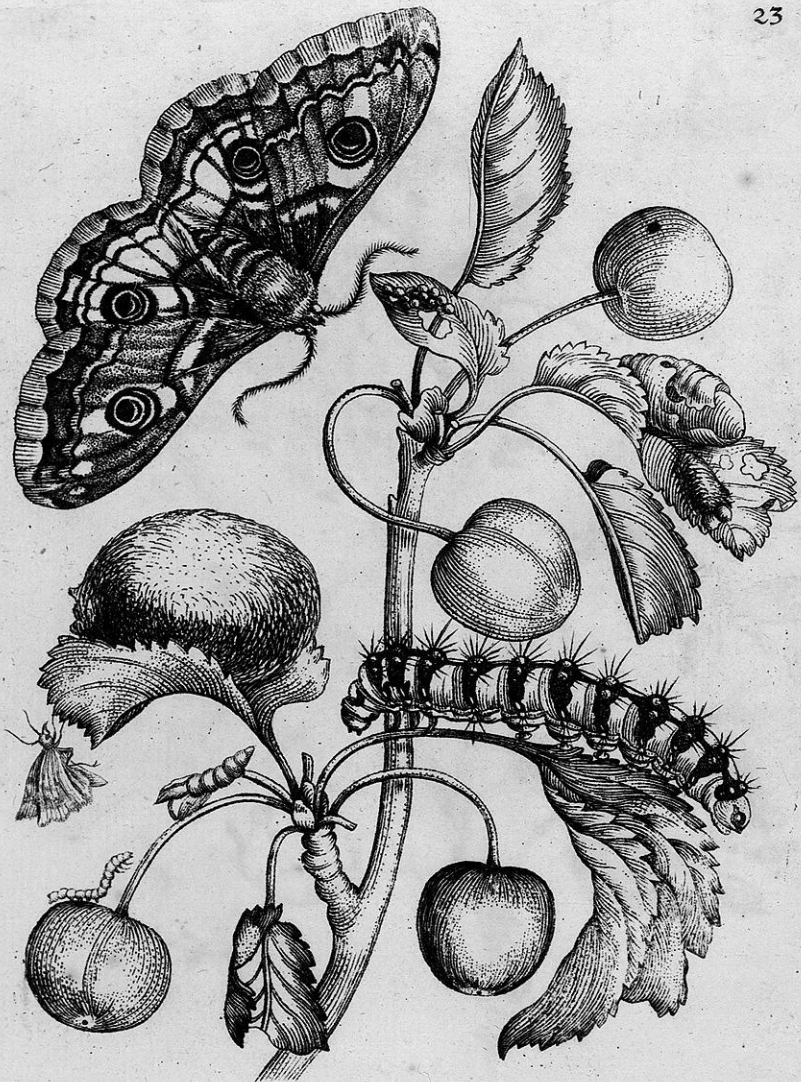



















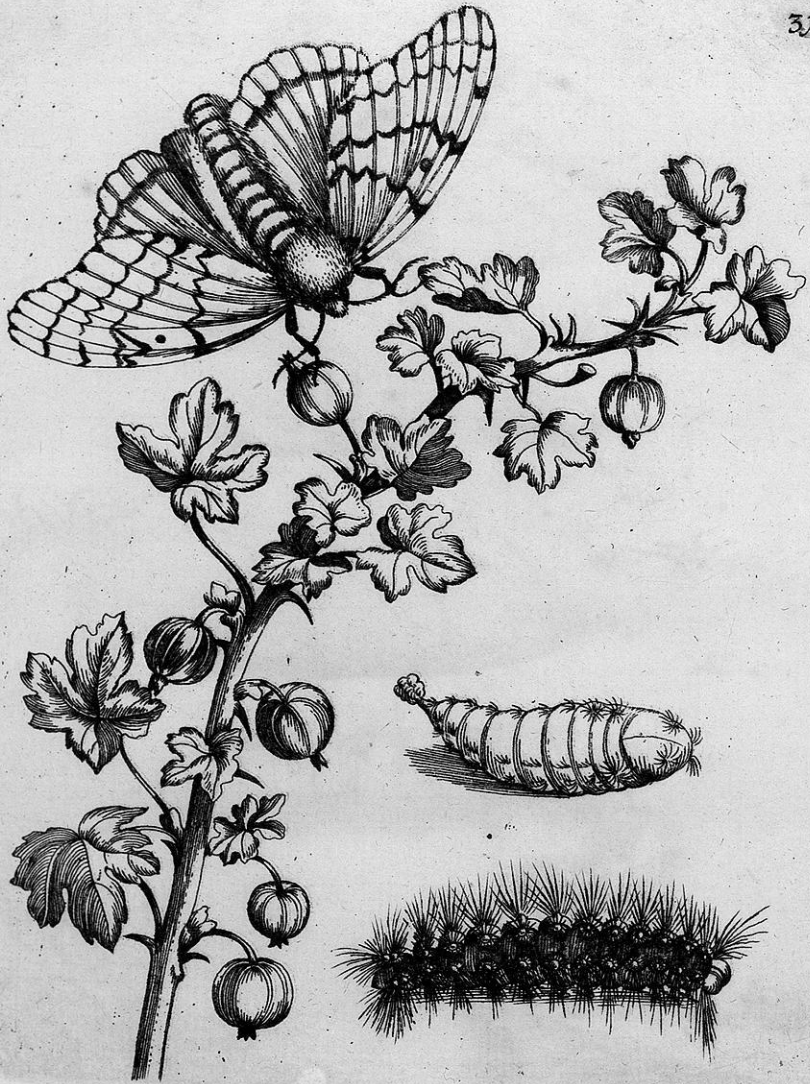





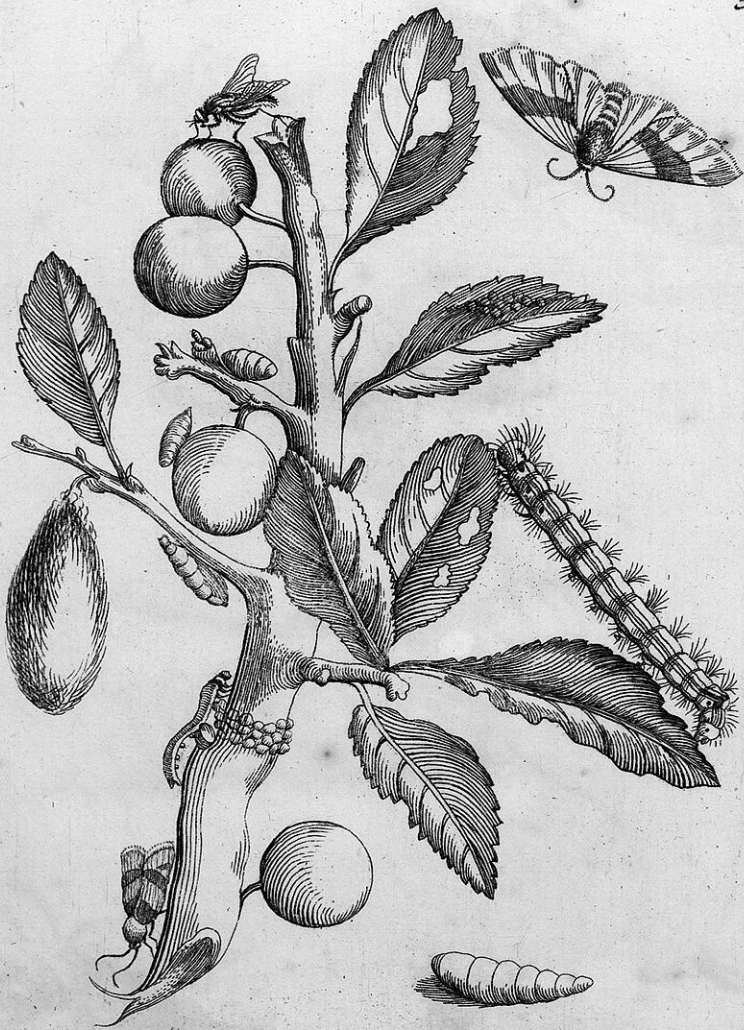



















































































































































































L













